



ಬೃಹತ್ ಬೆಂಗಳೂರು ಮಹಾನಗರ ಪಾಲಿಕೆ
Bruhat Bengaluru Mahanagara Palike



BBMP COVID-19 WAR ROOM 02.08.2022



OVERVIEW OF COVID-19 IN BENGALURU

CASE TRENDS ACTIVE CASES **8,296**

<u>Confirmed Cases</u>	<u>Recovered Cases</u>	<u>Death Cases</u>
1,274 18,38,334 #	1,303 18,13,063 #	0 16,975 #

HOSPITALIZATION **47**

<u>ICU – V</u>	<u>ICU</u>	<u>HDU</u>	<u>General</u>
-	9	2	36

INCLUDES GOVT. QUOTA AND PRIVATE WALK-IN HOSPITALIZATION

VACCINATION **12,129** 2,01,58,493 #

<u>First Dose</u>	<u>Second Dose</u>	<u>Precaution Dose</u>
1,158 96,60,529 #	3,512 94,06,277 #	7,459 10,91,687 #

TRIAGING

MTU

24

Tele Triage

860

ACTIVE CLUSTERS

21

Budding Clusters (<5 Cases)

21

Clusters (> 5 cases)

0

TESTING **18,303** 3,10,74,574 #

<u>Positivity : 7.58%</u> <small>*FOR LAST 7 DAYS</small>	<u>RAT</u>	<u>RTPCR</u>
	3,638	14,665

: indicates cumulative numbers till date



ABSTRACT OF COVID-19 SCENARIO IN BENGALURU

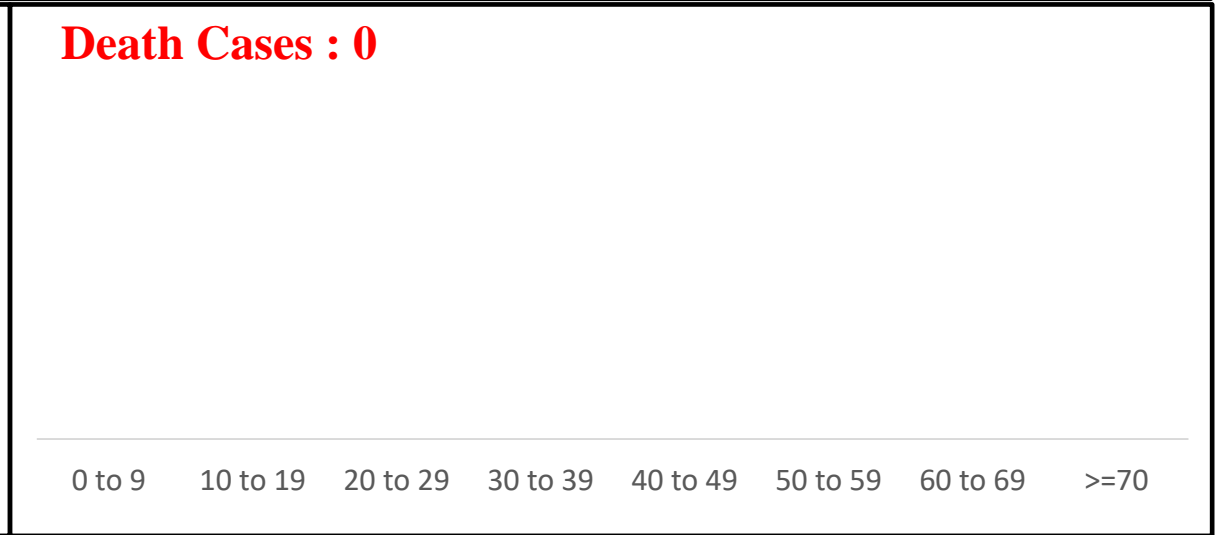
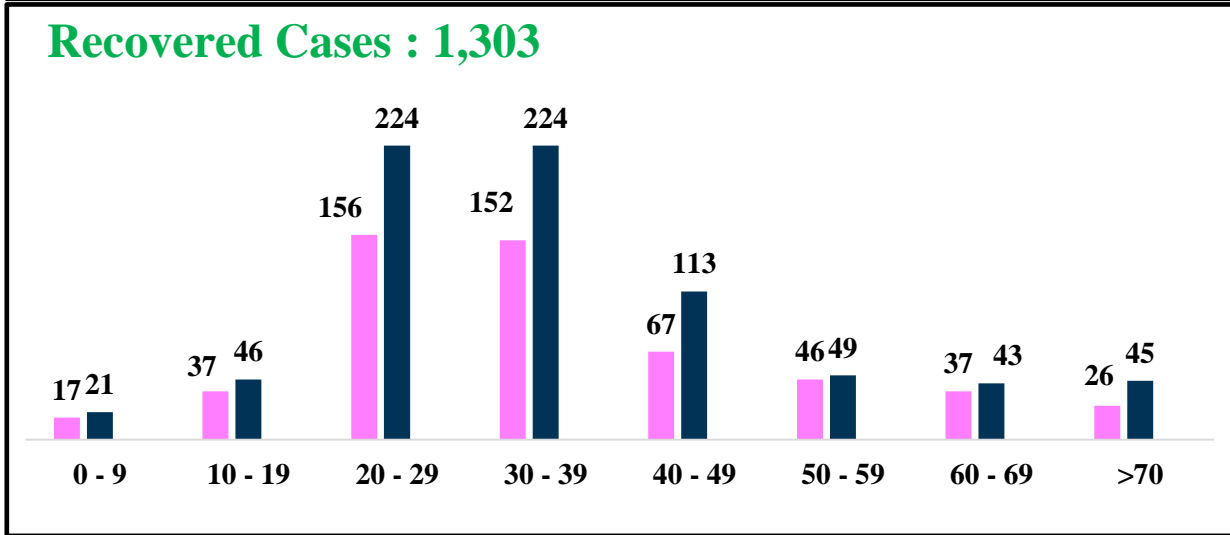
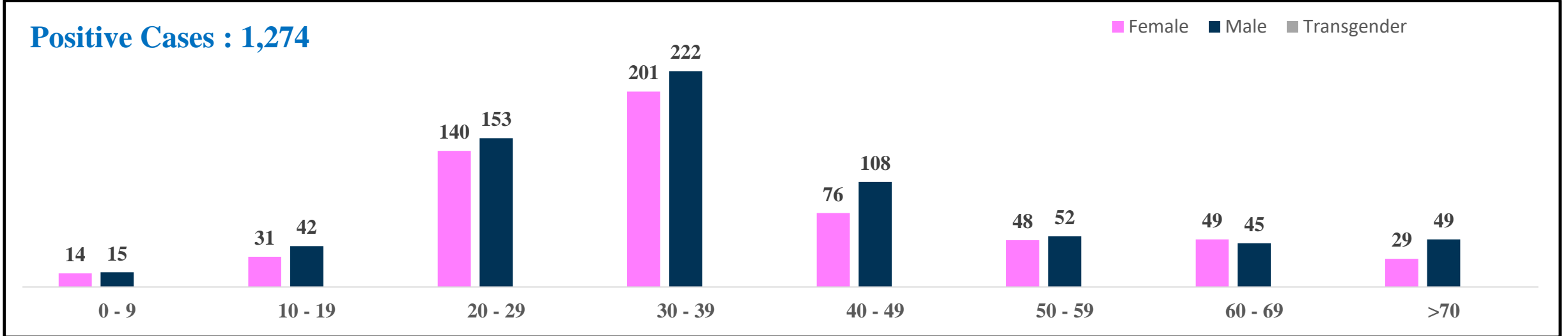


	MALE			FEMALE			TRANSGENDER			TOTAL		
	Last 24 Hours	Last 7 Days	Cumulative	Last 24 Hours	Last 7 Days	Cumulative	Last 24 Hours	Last 7 Days	Cumulative	Last 24 Hours	Last 7 Days	Cumulative
Positive Cases	686	5,127	10,84,932	588	3,901	7,52,510	0	0	196	1,274	9,028	18,38,334
Recovered Cases	765	4,649	10,69,410	538	3,586	7,43,561	0	0	185	1,303	8,235	18,13,063
Death Cases	0	0	10,750	0	1	6,221	0	0	4	0	1	16,975
Total Tests Done	In Last 24 hrs. : 18,303			In last 7 days : 1,19,117			Cumulative : 3,10,74,574					
Vaccine Doses Administered	In Last 24 hrs. : 12,129			In last 7 days : 79,084			Cumulative : 2,01,58,493					
ACTIVE CASES									8,296			

*Covid deaths occurred today : 00 | Covid deaths occurred beyond last 24hrs., reported today : 00

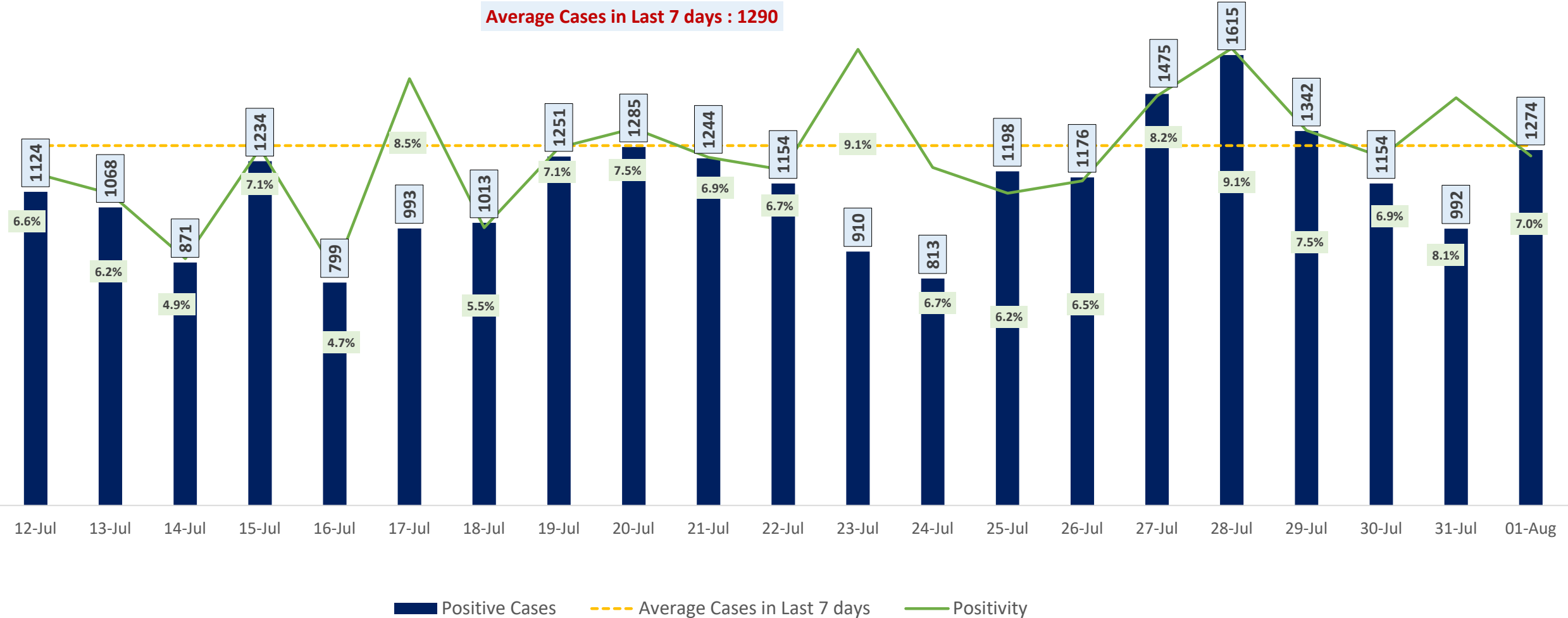


LAST 24 HOURS AGE GROUP AND GENDER WISE DISTRIBUTION





POSITIVITY RATE OF BENGALURU – LAST 21 DAYS





TESTING TRENDS IN BENGALURU

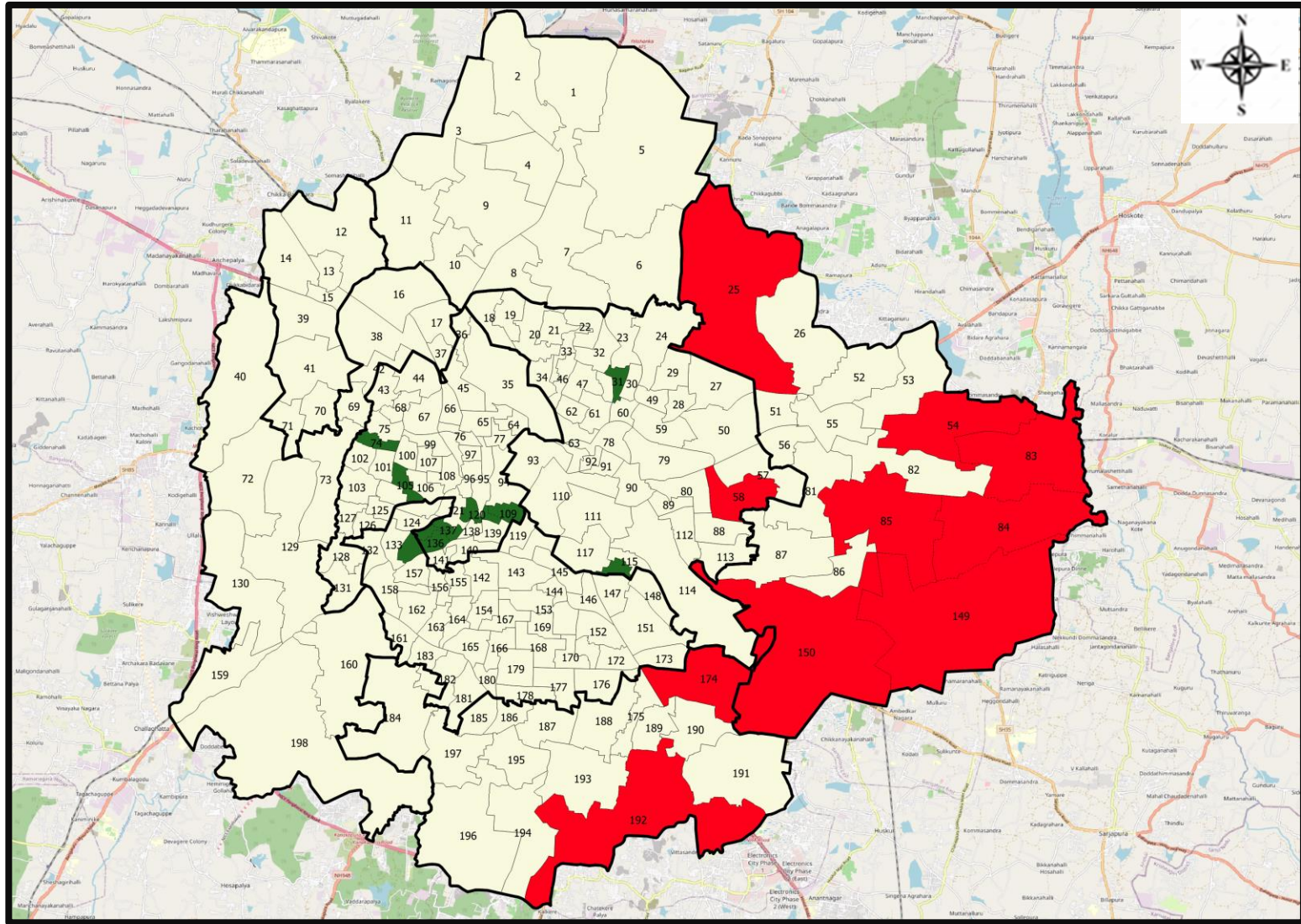


Total Test Conducted Till Date	Test Conducted Last 24 hours	Last 7 Days Average
3,10,74,574	18,303	17,017





BENGALURU URBAN MAP SHOWING TREND OF POSITIVE CASES IN LAST 7 DAYS



Top 10 wards reporting highest number of positive cases in last 7 days

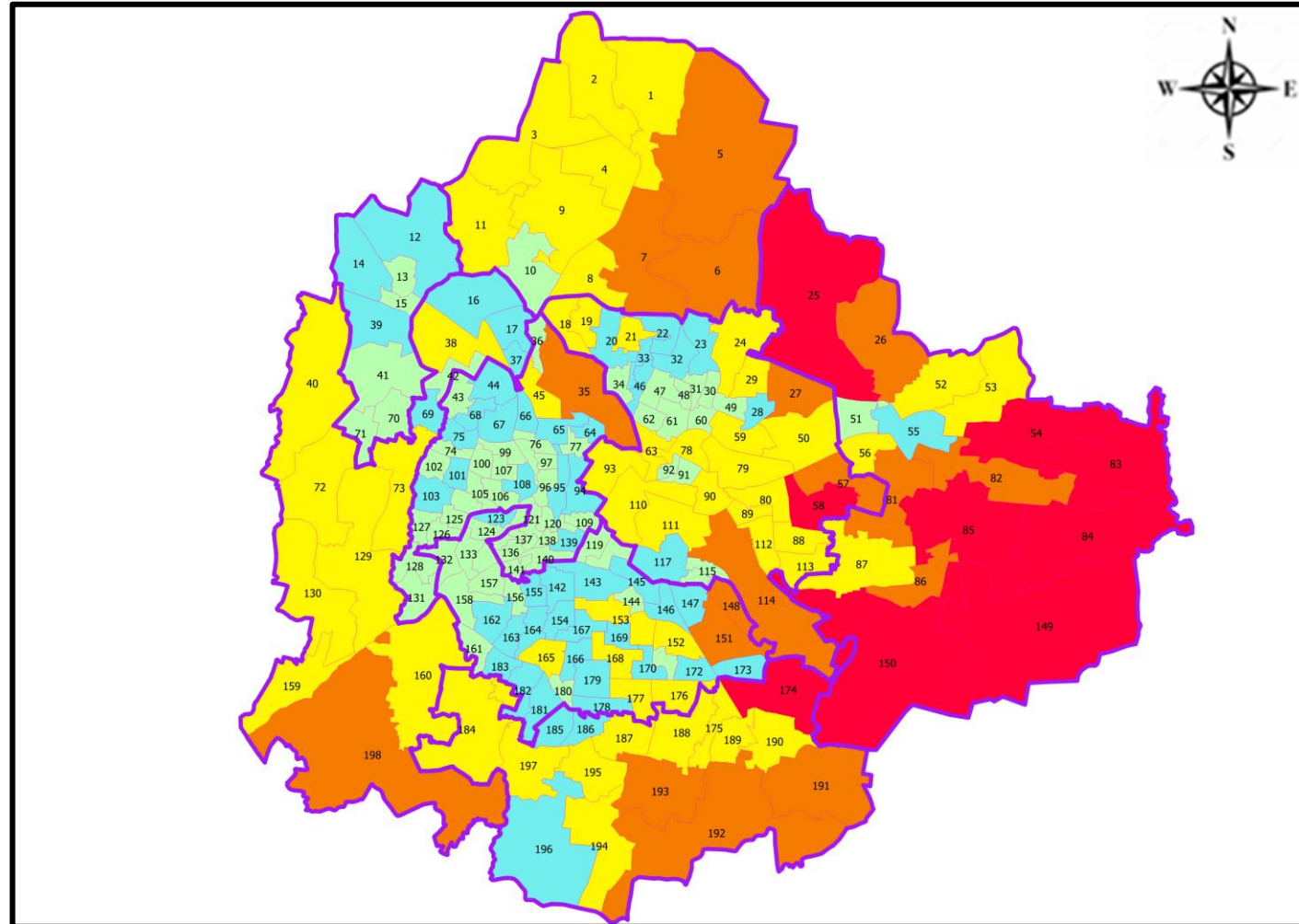
Ward No.	Ward Name	Daily Cases Average
150	Bellanduru	87
85	Dodda Nekkundi	45
174	HSR Layout	38
83	Kadugodi	36
149	Varthuru	30
54	Hudi	28
25	Horamavu	27
84	Hagadur	26
58	New Tippasandra	22
192	Begur	19

Top 10 wards reporting least number of positive cases in last 7 days

Ward No.	Ward Name	Daily Cases Average
137	Rayapura	0
136	Jagajivanram Nagar	0
135	Padarayanapura	0
134	Bapuji Nagar	0
120	Cottonpete	0
116	Nilasandra	0
109	Chickpete	0
105	Agrahara Dasarahalli	0
74	Shakthi Ganapathi Nagar	0
31	Kushal Nagar	0



BENGALURU MAP SHOWING INTENSITY OF POSITIVE CASES IN LAST 7 DAYS



- Level 1 : 0 to 10 Cases
- Level 2 : 10 to 25 Cases
- Level 3 : 25 to 75 Cases
- Level 4 : 75 to 150 Cases
- Level 5 : More than 150 Cases
- Zone Boundaries

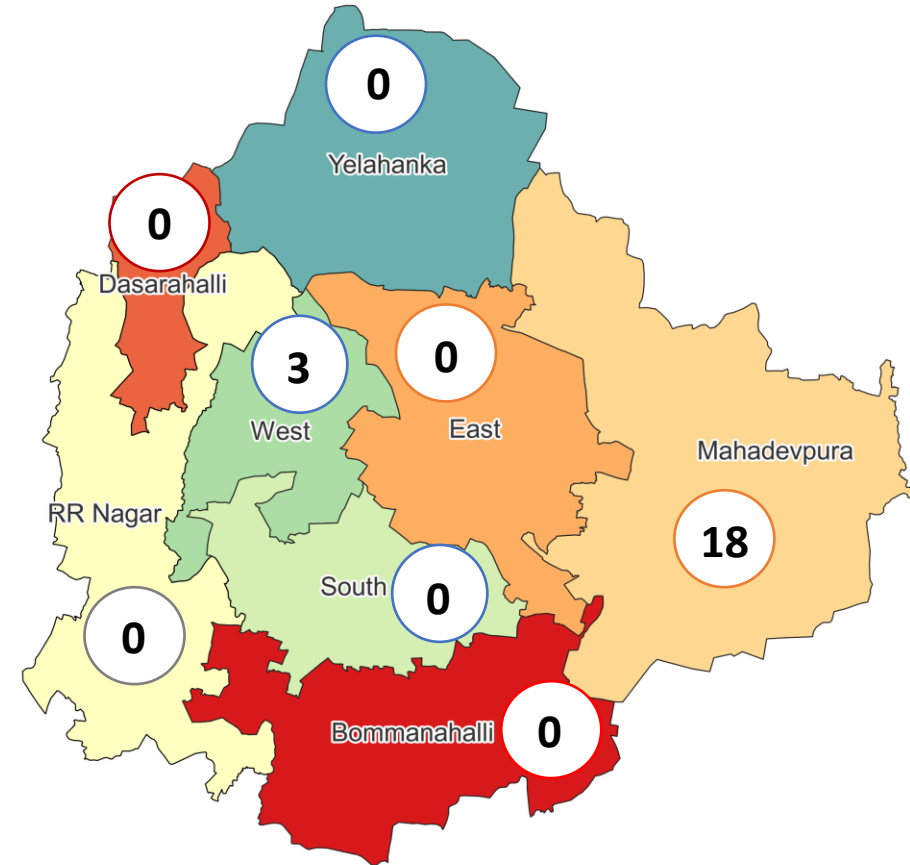


CLUSTER DETAILS



Zone Name	TOTAL CLUSTERS	Budding Clusters	Clusters	Outbreaks
		Less Than 5 Cases	5 To 14 Cases	More Than 14 Cases
BOMMANAHALLI	0 (-)	0 (-)	0 (-)	0 (-)
DASARAHALLI	0 (-)	0 (-)	0 (-)	0 (-)
EAST	0 (-)	0 (-)	0 (-)	0 (-)
MAHADEVPURA	18 (▼3)	18 (▼3)	0 (-)	0 (-)
RR NAGAR	0 (-)	0 (-)	0 (-)	0 (-)
SOUTH	0 (-)	0 (-)	0 (-)	0 (-)
WEST	3 (-)	3 (-)	0 (-)	0 (-)
YELAHANKHA	0 (▼3)	0 (▼3)	0 (-)	0 (-)
TOTAL	21 (▼6)	21 (▼6)	0 (-)	0 (-)

Total Active Clusters



Types of Clusters

Zone Name	Apartments/ Villa	Individual House	Hostels/Quarters	Others	Schools/Colleges
BOMMANAHALLI	0 (-)	0 (-)	0 (-)	0 (-)	0 (-)
DASARAHALLI	0 (-)	0 (-)	0 (-)	0 (-)	0 (-)
EAST	0 (-)	0 (-)	0 (-)	0 (-)	0 (-)
MAHADEVPURA	18 (▼3)	0 (-)	0 (-)	0 (-)	0 (-)
RR NAGAR	0 (-)	0 (-)	0 (-)	0 (-)	0 (-)
SOUTH	0 (-)	0 (-)	0 (-)	0 (-)	0 (-)
WEST	2 (-)	1 (-)	0 (-)	0 (-)	0 (-)
YELAHANKHA	0 (▼3)	0 (-)	0 (-)	0 (-)	0 (-)
TOTAL	20 (▼6)	1 (-)	0 (-)	0 (-)	0 (-)

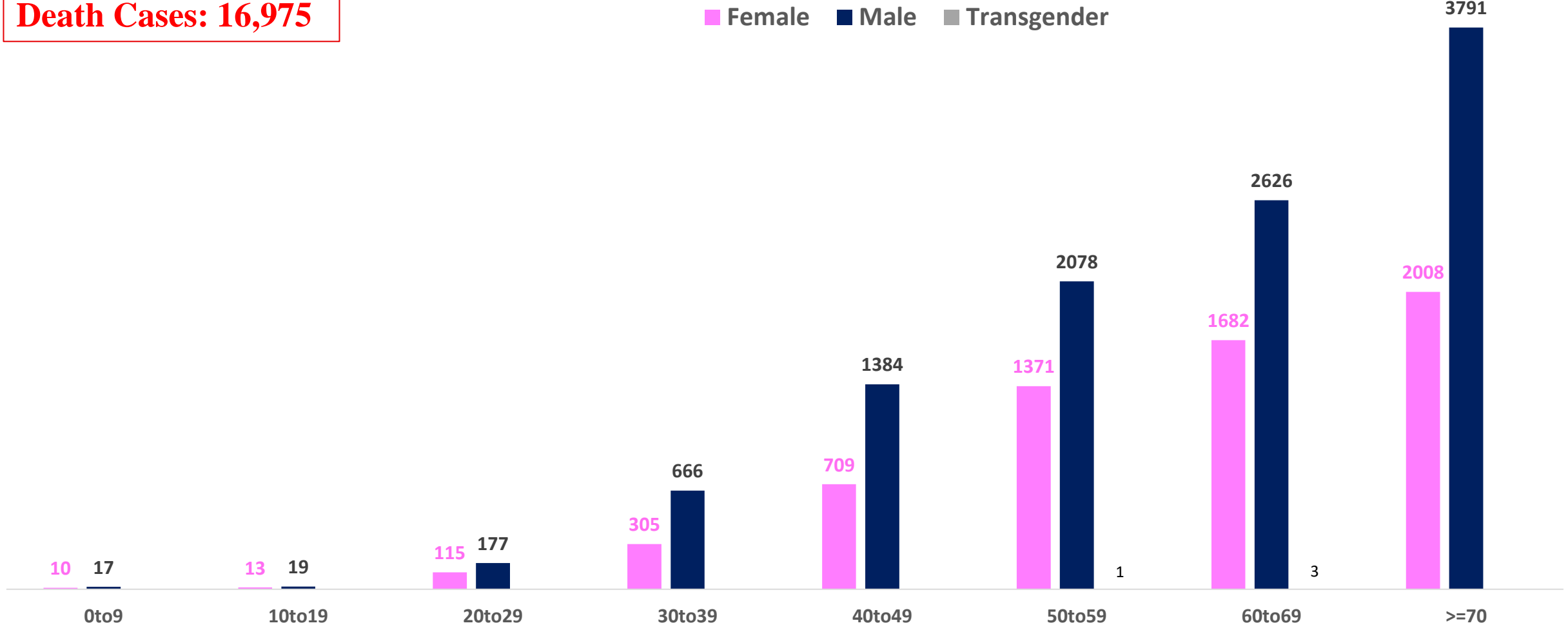
▲▼ : Shows increase and decrease in numbers as compared to previous day



AGE AND GENDER WISE DISTRIBUTION OF DEATH CASES



Death Cases: 16,975





VACCINATION COVERAGE AS ON 01.08.2022



Total Doses Administered

2,01,58,493

▲ 12,129

Total 12-14 years Population : 2.82 Lakhs

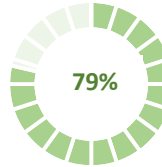
1ST DOSE



2,88,363
Doses administered

▲ 754

2ND DOSE

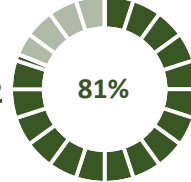


2,21,383
Doses administered

▲ 2,255

Total 15-18 years Population : 4.42 Lakhs

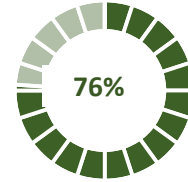
1ST DOSE



3,58,565
Doses administered

▲ 184

2ND DOSE

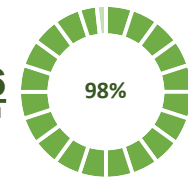


3,36,056
Doses administered

▲ 725

Total adult Population : 91.7 Lakhs

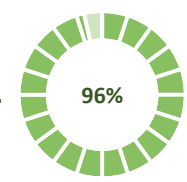
1ST DOSE



90,13,601
Doses administered

▲ 220

2ND DOSE



88,48,838
Doses administered

▲ 532

Priority Group*

Health Care Workers

Dose 1

2,10,365

Doses administered

▲ 0

Dose 2

2,07,047

Doses administered

▲ 1

Frontline Workers

Dose 1

3,81,969

Doses administered

▲ 2

Dose 2

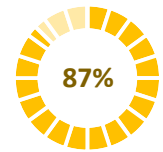
3,73,288

Doses administered

▲ 1

18 - 44 Years Coverage

Dose 1

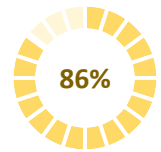


57,45,633

Doses administered

▲ 181

Dose 2



56,32,143

Doses administered

▲ 475

PRECAUTION DOSE



10,91,687

Doses administered

▲ 7,459

PRECAUTION DOSES ADMINISTERED

Health Care Workers

92,619

Booster Doses administered

▲ 151

Front Line Workers

1,30,119

Booster Doses administered

▲ 437

60 + Years Coverage

3,76,347

Booster Doses administered

▲ 488

18 + Years Coverage

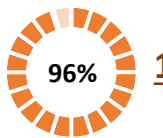
4,92,602

Booster Doses administered

▲ 6,383

45 - 59 Years Coverage

Dose 1

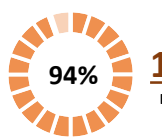


16,95,245

Doses administered

▲ 20

Dose 2



16,72,232

Doses administered

▲ 37

60 + Years Coverage

Dose 1



9,80,389

Doses administered

▲ 17

Dose 2



9,64,128

Doses administered

▲ 18

▲ indicates the increase in last 24 hours



COVID-19 SCENARIO IN BENGALURU AND OTHER METROPOLITAN CITIES



CITY NAME	Positive Cases	Active Cases	Recovered	Deceased	Vaccine Doses Administered
New Delhi	19,56,593	4,274	19,26,006	26,313	3,58,82,859
Bengaluru*	18,38,334	8,296	18,13,063	16,975	2,33,07,923
Mumbai	11,24,055	1,889	11,02,515	19,651	2,18,45,234
Chennai	7,82,932	4,087	7,69,776	9,069	1,09,41,129

Source : <https://dashboard.cowin.gov.in/> at 4:25pm (02.08.2022)
Source : <https://www.covid19bharat.org/> at 4:25pm(02.08.2022)

*includes BBMP & Bengaluru Urban



SNAPSHOT OF COVID-19 CASES IN BENGALURU URBAN



**Total Wards With
< =10 Cases* :
61**

**Tests Conducted
On 01.08.2022:
18,303**

**Recovery
Rate:
98.63%**

**Total
Active Cases :
8,296**

**Total Vaccinated on
01.08.2022:
12,129**





**Positivity
Rate* :
7.58%**


**Active
Rate:
0.45%**

**Case
Fatality Rate* :
0.01%**

*Total positive cases In the past 7 days

*CFR and positivity is for Past 7 days

Download BBMP Bulletin	https://apps.bbmpgov.in/covid19/mediabulletin.php
To register for vaccination :	https://selfregistration.cowin.gov.in/
BBMP COVID19 Dashboard:	https://apps.bbmpgov.in/covid19/
Follow us on:	 www.facebook.com/bbmp.comm1/
	 twitter.com/BBMPCOMM
	  BBMPSplHealth



Issued by:

Honorable Chief Commissioner, BBMP
Special Commissioner Health & IT, BBMP
MD, Bengaluru Smart City Limited

THANK YOU !

